Find my delivery

Point, talk, draw or play together.

MISSION 01 / 20

NOTICE

My delivery has wheels and carries people.
Which picture fits both clues?



Point to my delivery. Tell me which clues fit.



Ball



Van



Umbrella

I chose it because...

☆ ☆

GROWN-UP CORNER

Hint: Ask what the child notices about each object.
Start small: Offer just the van and ball.
Try more: Let the child give you two clues about another picture.

Switch the sorting rule

Point, talk, draw or play together.

MISSION 09 / 20

SWITCH

First sort my shapes by shape. Now change the rule: sort them by size!



Point to the circles, then squares. Now big, then small.

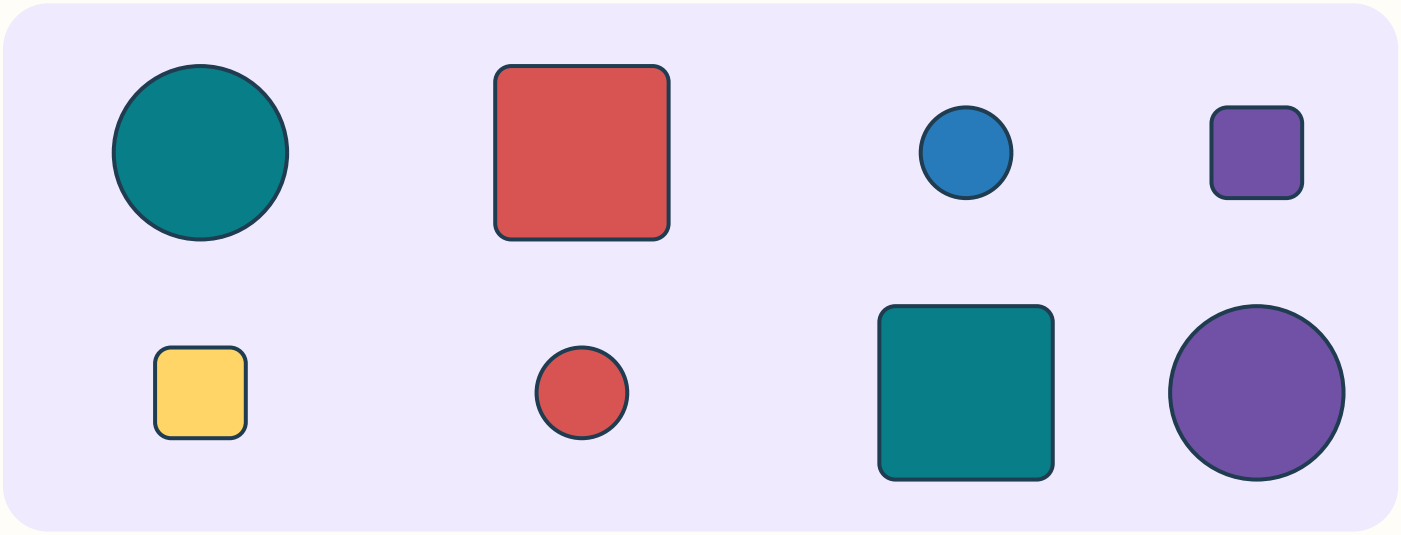

Tell me what changed about our rule.

GROWN-UP CORNER

Hint: Announce the new rule and demonstrate once.
Start small: Sort only two shapes; keep one rule first.
Try more: Let the child choose a different sorting rule.

The paper bridge lab

Point, talk, draw or play together.

MISSION 17 / 20 **INVENT**

Can a paper bridge hold a small toy? Guess, try, then change your bridge.



Grown-up: two books, two equal paper sheets, one light toy.

FLAT PAPER

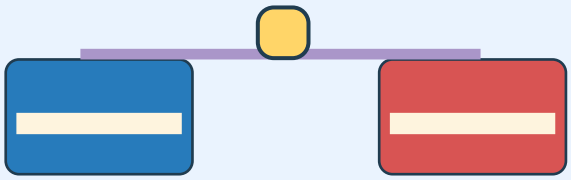

FOLDED PAPER

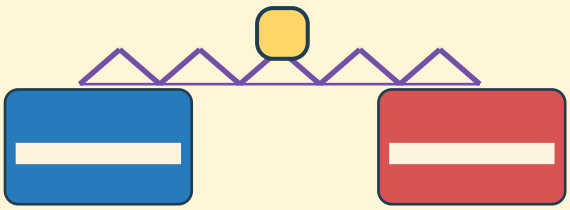

MY GUESS _____

WHAT HAPPENED? _____

ONE THING I COULD CHANGE _____

GROWN-UP CORNER

Hint: Keep the paper, book gap and toy the same in both trials.
Start small: Test one bridge together.
Try more: Fold the paper another way and compare what happens.